



SUMMER HOLIDAY HOMEWORK



CLASS : PLAY GROUP (2026-27)




1

ENGLISH

Oral : Recognize alphabets A to G with pictures from book
3 Steps (The Foundation) Literacy.

Written :

- Writing practice of trace the lines & curves (Page no. 6, 7, 8)
- Pattern writing book (Page no. 10 to 20)



2

HINDI

Oral : अ से अः तक याद करें । अ, आ, इ, ई, उ, ऊ, ऋ, ए, ऐ, ओ, औ, अं, अः
(इसे हिन्दी में लिखें)

Written :

- (Swar Book) (Page no. 4 to 7)



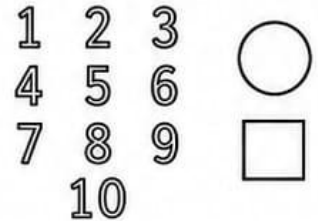
3

MATHS

Oral : Learn counting 1 to 10, recognize numbers 1 to 10, Oral recognition
of numbers, recognise shapes – Circle ○ & Square ■

Written :

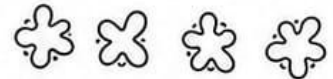
- 3 Steps (The Foundation) Numeracy (Page no. 5 to 15)



4

G.K


- Revise Body parts, Days of the week, Colours name.



5

CONVERSATION

- What is your name ?
- What is your mother's/ father's name ?
- Which class do you study in ?
- How old are you ?
- Who is your principal?
- Who is your class teacher ?




6

RHYMES

Revise rhymes from Rhymes and Balgeet Book :

1. Thankyou Song
2. Jungle Friends
3. Alphabet Song
4. मछली रानी
5. विल्ली मौसी





English oral -

- ❖ Learn A to E with pictures
- ❖ Learn phonic A to E
- ❖ Recognized the letter A to E

English Written -

- ❖ Match with pictures (A to E)
- ❖ Match with same letters.(A to E)
- ❖ Circle the letters according to the picture (A to E)

Hindi Oral :

- ❖ अ से ऋ तक याद करे
- ❖ अ से उ के अक्षर की पहचान करें

Hindi written :

- ❖ अक्षर का अक्षर से मिलान करें
- ❖ चित्र देख कर सही अक्षर से मिलान करें
- ❖ आधा गोला बनाने का अभ्यास करें

Maths Oral -

- ❖ Recognized and learn the numbers 1 to 10
- ❖ Recognized of shapes - circle, Square, Triangle

Maths Written -

- ❖ Match with same numbers(1 to 5)
- ❖ Count and match (no 1 to 5)
- ❖ Circle the correct numbers (1 to 5)